

CAMPYLOBACTER ENRICHMENT BROTH BASE

Selective medium for the isolation and cultivation of *Campylobacter spp* from food.

TYPICAL FORMULA (g/l)

Beef Extract	10.0
Peptone	10.0
Yeast Extract	6.0
Sodium Chloride	5.0
Sodium Pyruvate	0.25
Sodium Sulphite	0.25
Ferrous Sulphate	0.25
Final pH = 7.5 ± 0.2 at 25 °C.	

CAMPYLOBACTER C.T.V.N. supplement

1 Vial contents (each vial is sufficient for 500 ml of medium):

Cefoperazone	6.0 mg (equivalent to 12.0 mg/l)
Trimethoprim	2.5 mg (equivalent to 5.0 mg/l)
Vancomycin	2.0 mg (equivalent to 4.0 mg/l)
Nystatin	20.0 mg (equivalent to 40.0 mg/l)

DIRECTIONS

Suspend 30.5 g of powder in 940 ml of distilled or deionized water. Heat to boiling until completely dissolved. Sterilize in autoclave at 121 °C for 15 minutes. Cool to 45-50 °C. Aseptically add:

- the content of 2 vials of Campylobacter C.T.V.N. supplement (code 81038), reconstituted with 5 ml of sterile distilled water;
- 50 ml of laked horse blood.

Mix well. Dispense in petri dishes.

DESCRIPTION

CAMPYLOBACTER ENRICHMENT BROTH BASE is a medium used for *Campylobacter spp* isolation from clinical samples. Improved selectivity is achieved by cefoperazone, cycloheximide is added to the medium to suppress the growth of yeasts and fungi.

TECHNIQUE

Emulsify approximately 0.5 g of the specimen in 5 ml of sterile 0.1% peptone water to form an 1:10 dilution. Inoculate the broth using a sterile loop. Incubate for 48 hours at 36 ± 1 °C. Subculture on a Campylobacter selective medium.

QUALITY CONTROL

Dehydrated medium

Appearance: free-flowing, homogeneous.

Color: beige.

Prepared medium

Appearance: clear.

Color: amber. .

Incubation conditions: 36 ± 1 °C for 48 hours.

Microorganism

Microorganism	ATCC	Growth
<i>Campylobacter fetus</i> subsp. <i>jejuni</i>	33291	good
<i>Escherichia coli</i>	25922	none to poor

STORAGE

The powder is very hygroscopic: store the powder at 10-30 °C, in a dry environment, in its original container tightly closed and use it before the expiry date on the label or until signs of deterioration or contamination are evident.

Store prepared tubes at 2-8 °C.



LIOFILCHEM s.r.l.

Via Scozia, Zona Ind.le - 64026, Roseto D.A. (TE) - ITALY

Phone +390858930745 Fax +390858930330

Website: www.liofilchem.net E-mail: liofilchem@liofilchem.net



REFERENCES

1. Bolton, F.J., D.N. Hutchinson, and D. Coates (1984) J. Clin. Microbiol. **19**: 169-171.
2. MAFF Validated methods for the analysis of foodstuffs. J. Assoc. Publ. Analysts (1993) **29**: 253-262.

PRESENTATION









Product	REF	
CAMPYLOBACTER ENRICHMENT B. B. (16.3 l)	610131	500 g
CAMPYLOBACTER ENRICHMENT B. B. (3.2 l)	620131	100 g
CAMPYLOBACTER C.T.V.N. supplement	81038	10 vials

TABLE OF SYMBOLS

LOT Batch code	 Caution, consult accompanying documents	 Manufacturer	 Contains sufficient for <n> tests	IVD <i>In Vitro</i> Diagnostic Medical Device
REF Catalogue number	 Fragile, handle with care	 Use by	 Temperature limitation	 Keep away from heat source



LIOFILCHEM s.r.l.

Via Scozia, Zona Ind.le - 64026, Roseto D.A. (TE) - ITALY

Phone +390858930745 Fax +390858930330

Website: www.liofilchem.net E-mail: liofilchem@liofilchem.net

