

CLED ANDRADE AGAR

Medium for isolation, enumeration and differentiation of urinary microorganisms.

TYPICAL FORMULA (g/l)

Beef Extract	3.0
Peptone	4.0
Tryptone	4.0
L-Cystine	0.128
Lactose	10.0
Brom Thymol Blue	0.02
Agar	15.0
Andrade's indicator	0.1

Final pH = 7.5 ± 0.2 at 25 °C.

DIRECTIONS

Suspend 36.2 g of powder in 1 liter of distilled or deionized water. Heat until completely dissolved. Sterilize in the autoclave at 115 °C for 15 minutes. Dispense in petri dishes.

DESCRIPTION

CLED ANDRADE AGAR is a non selective medium for isolation, enumeration and differentiation of urinary microorganisms. Addition of Andrade's indicator changes colonial appearance and aids in identification of microorganisms.

TECHNIQUE

Inoculate the medium with the specimen using a sterile loop and incubate at 36 ± 1 °C for 18-24 hours.

QUALITY CONTROL

Dehydrated medium

Appearance: free-flowing, homogeneous.

Color: beige.

Prepared medium

Appearance: slightly opalescent.

Color: blue-graysh.

Incubation conditions: 36 ± 1 °C for 18-24 hours.

Microorganism	ATCC	Growth	Characteristics
<i>Escherichia coli</i>	25922	good	red colonies
<i>Staphylococcus aureus</i>	25923	good	pink colonies
<i>Proteus vulgaris</i>	8427	good	green-blue colonies

PERFORMANCE AND LIMITATIONS

Andrade allows a more accurate detection of lactose fermenting bacteria from non fermenting ones. The more or less intense fermentation of the lactose causes a color change in the medium towards different red tones. The unsuccessful fermentation of the lactose causes an alkalization of the medium with consequent color change to green-blue.

STORAGE

The powder is very hygroscopic: store the powder at 10-30 °C, in a dry environment, in its original container tightly closed and use it before the expiry date on the label or until signs of deterioration or contamination are evident. Store prepared plates at 2-8 °C.

REFERENCES

1. Bevis, (1968) . J. Med. Technol. **25**, 38-41 .
2. Furniss , Lu , Danovan (1978) P.H.L.S. Monograph series , London, H.M.S.O., 11.
3. NCCLS document M22-A2, 1996. Approved Standard.



LIOFILCHEM s.r.l.

Via Scozia, Zona Ind.le - 64026, Roseto D.A. (TE) - ITALY

Phone +390858930745 Fax +390858930330

Website: www.liofilchem.net E-mail: liofilchem@liofilchem.net



PRESENTATION








Product	REF	
CLED ANDRADE AGAR (15.6 l)	610112	500 g
CLED ANDRADE AGAR (3.1 l)	620112	100 g

TABLE OF SYMBOLS

LOT Batch code	 Caution, consult accompanying documents	 Manufacturer	 Contains sufficient for <n> tests	IVD <i>In Vitro</i> Diagnostic Medical Device
REF Catalogue number	 Fragile, handle with care	 Use by	 Temperature limitation	 Keep away from heat source



LIOFILCHEM s.r.l.

Via Scozia, Zona Ind.le - 64026, Roseto D.A. (TE) - ITALY

Phone +390858930745 Fax +390858930330

Website: www.liofilchem.net E-mail: liofilchem@liofilchem.net

