

ENDO AGAR

Medium for coliforms confirmatory test.

TYPICAL FORMULA (g/l)

Peptone	10.0
Lactose	10.0
Dipotassium Phosphate	3.5
Agar	15.0
Sodium Sulphite	2.5
Basic Fuchsin	0.5
Final pH = 7.5 ± 0.2 at 25 °C.	

DIRECTIONS

Suspend 41.5 g of powder in 1 liter of distilled or deionized water. Heat to boiling with frequent and careful overturnings until complete dissolution. Autoclave at 121 °C for 15 minutes. Evenly disperse the precipitate when dispensing. Use immediately.

DESCRIPTION

ENDO AGAR is used for confirming the presence of coliforms organisms.

TECHNIQUE

For the confirmation of presumptive tests with liquid media, subculture tubes showing gas, or acid and gas formation, onto an Endo Agar plate. Incubate at 36 ± 1 °C for 24 hours. Lactose fermenting coliforms (e.g. *E. coli*) give rise to deep red colonies which color the surrounding medium and possess a golden metallic sheen. Non-lactose fermenters form colorless translucent colonies, against the pink to colorless medium.

QUALITY CONTROL

Dehydrated medium

Appearance: free-flowing, homogeneous.

Color: medium purple.

Prepared medium

Appearance: opalescent with precipitates.

Color: pink.

Incubation conditions: 36 ± 1 °C for 24 ± 2 hours.

Microorganism	ATCC	Growth	Characteristics
<i>Staphylococcus aureus</i>	25923	markedly to completely inhibited	
<i>Escherichia coli</i>	25922	good	red colonies w / green metallic sheen
<i>Salmonella typhimurium</i>	14028	good	colorless to pink colonies

PERFORMANCE AND LIMITATIONS

If the medium is to be used the same day it is rehydrated, it does not need to be autoclaved. Boil to dissolve completely before dispensing into plates.

STORAGE

The powder is very hygroscopic: store the powder at 10-30 °C, in a dry environment, in its original container tightly closed and use it before the expiry date on the label or until signs of deterioration or contamination are evident. The medium should be used the day it is prepared: if it is necessary store in the dark at 2-8 °C for no more than 3 days.

REFERENCES

- Endo, S. (1904). Uber ein Verfahren zum Nachweis der Typhusbacillen. Centr. Bakt., Abt 1, Orig. **35**:109-110.
- American Public Health Association. (1975). Standard methods for the examination of water and wastewater, 14th ed.

PRESENTATION











Product	REF	
ENDO AGAR (12.0 l)	610020	500 g
ENDO AGAR (2.4 l)	620020	100 g

TABLE OF SYMBOLS

 LOT Batch code	 Caution, consult accompanying documents	 Manufacturer	 Contains sufficient for <n> tests	 Keep away from heat source
 REF Catalogue number	 Fragile, handle with care	 Use by	 Temperature limitation	



LIOFILCHEM s.r.l.

Via Scozia, Zona Ind.le - 64026, Roseto D.A. (TE) - ITALY

Phone +390858930745 Fax +390858930330

Website: www.liofilchem.net E-mail: liofilchem@liofilchem.net